

**The Vermont Strategic Prevention Framework (SPF)
Learning Community Training Series**

Implementing the Strategic Prevention Framework in Vermont: Primer

**January 23, 2008
Virtual Meeting**

This Training Series is presented by:

The Center for Health and Learning (CHL)

Brattleboro, Vermont

under funding from

**The Vermont Department of Health Office of
Alcohol and Drug Abuse Programs**

Presenters:

Carol Oliver: **Training and Technical Assistance Specialist, NECAPT**

JoEllen Tarallo-Falk: **Executive Director, CHL, NECAPT Associate**

Presentation Outcome

- Gain understanding of
 - The “Learning Community” concept and resources
 - Overview of the Strategic Prevention Framework
 - What is the SPF?
 - Why the SPF?
 - The role of State and Community
 - Vermont Priorities
 - Vermont SPF Logic Model
 - Grantee activities
 - Next Learning Community Focus

Learning Community Overview



WHAT will the SPF Learning Community do?

The goal of the Learning Community is to support the application of knowledge and skills in communities with the purpose of preventing substance abuse. In addition, the use of common language, tools and technology at the community level will ensure consistency of approach statewide.

The Strategic Prevention Framework

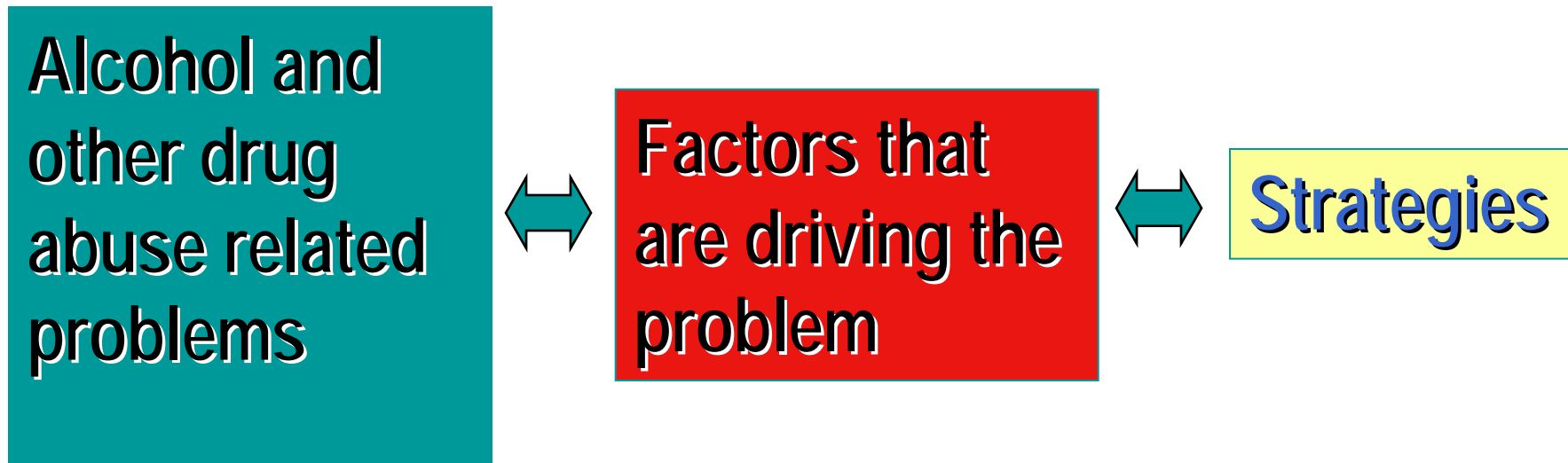
A Life in the Community for Everyone

- Healthy Environments at Work and School
- Supportive Communities
- Connected to Family and Friends
- Free from the Harmful Effects of ATOD and Crime

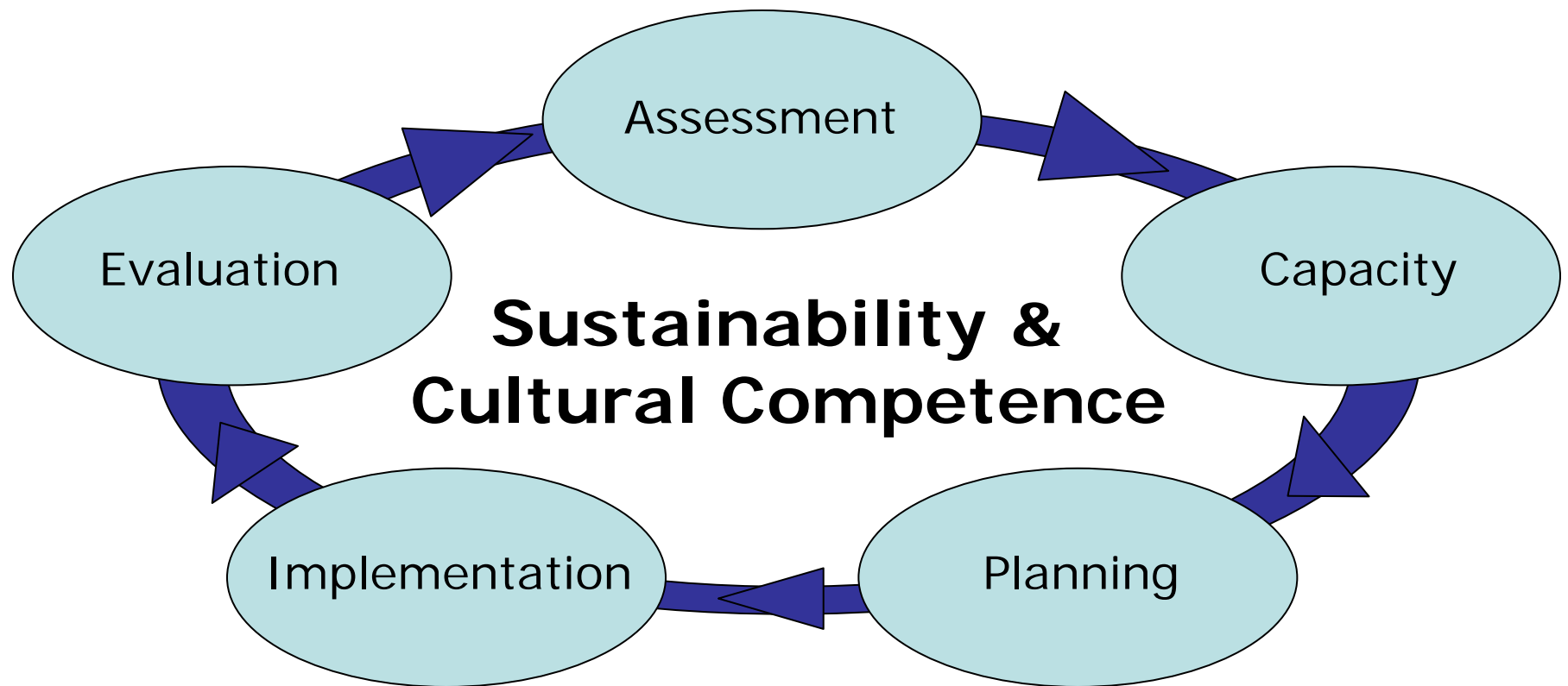
Why a Strategic Prevention Framework(SPF) ?

- Currently funding is not always directed to the greatest need in a state or community
- Planning with each step will insure strategies selected will impact the problem in the community
- Create better linkages between the State and local community

Prevention Planning



SAMHSA's Strategic Prevention Framework Steps



Example

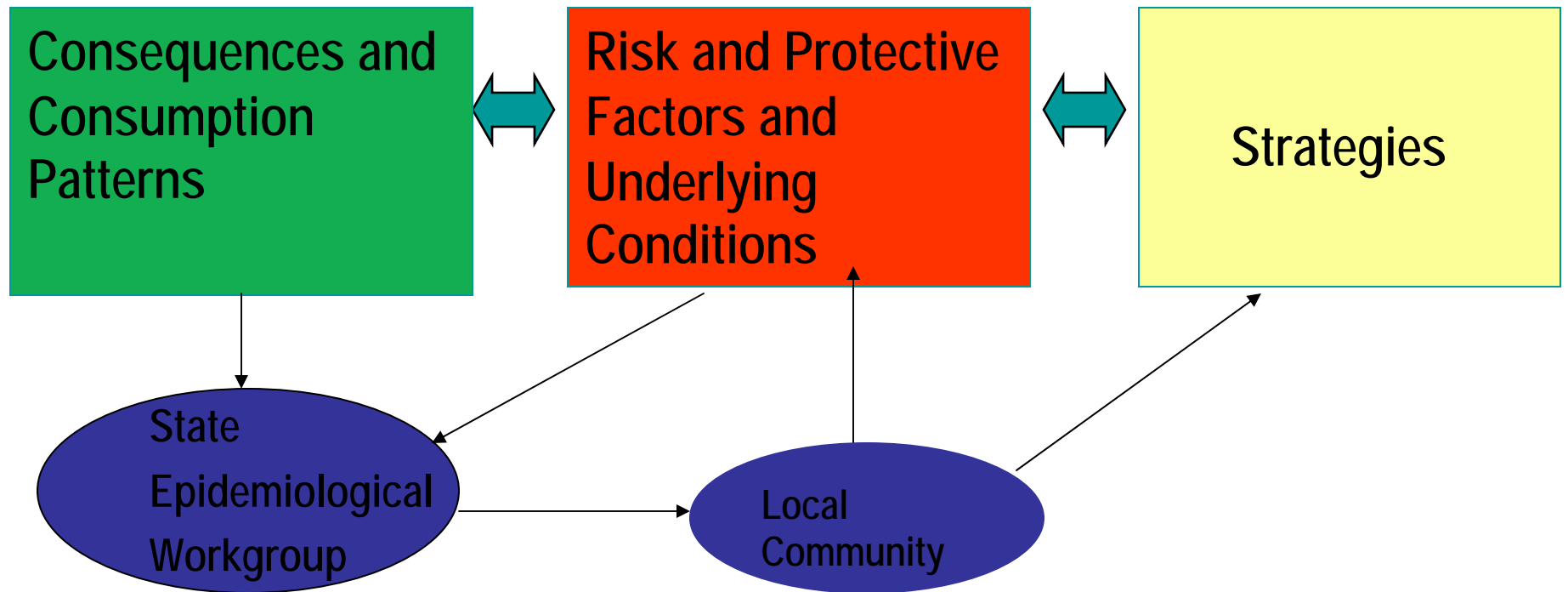
- **Assessment** – What does the problem look like and what resources do we have and need to solve it?
- **Capacity**- How can we build resources we need, use the resources we have and mobilize community people around the issue?
- **Planning** – How do we optimally put together a blue print for addressing the problem?
- **Implementation**- How do we put the plan into action?
- **Evaluation**- How will we know what worked and what the results are?

Key Principles of the Strategic Prevention Framework

Public Health Approach

- Approach focuses on change for entire populations
- Considers an entire range of factors that determine health.
- Widens the Scope to Population level Change

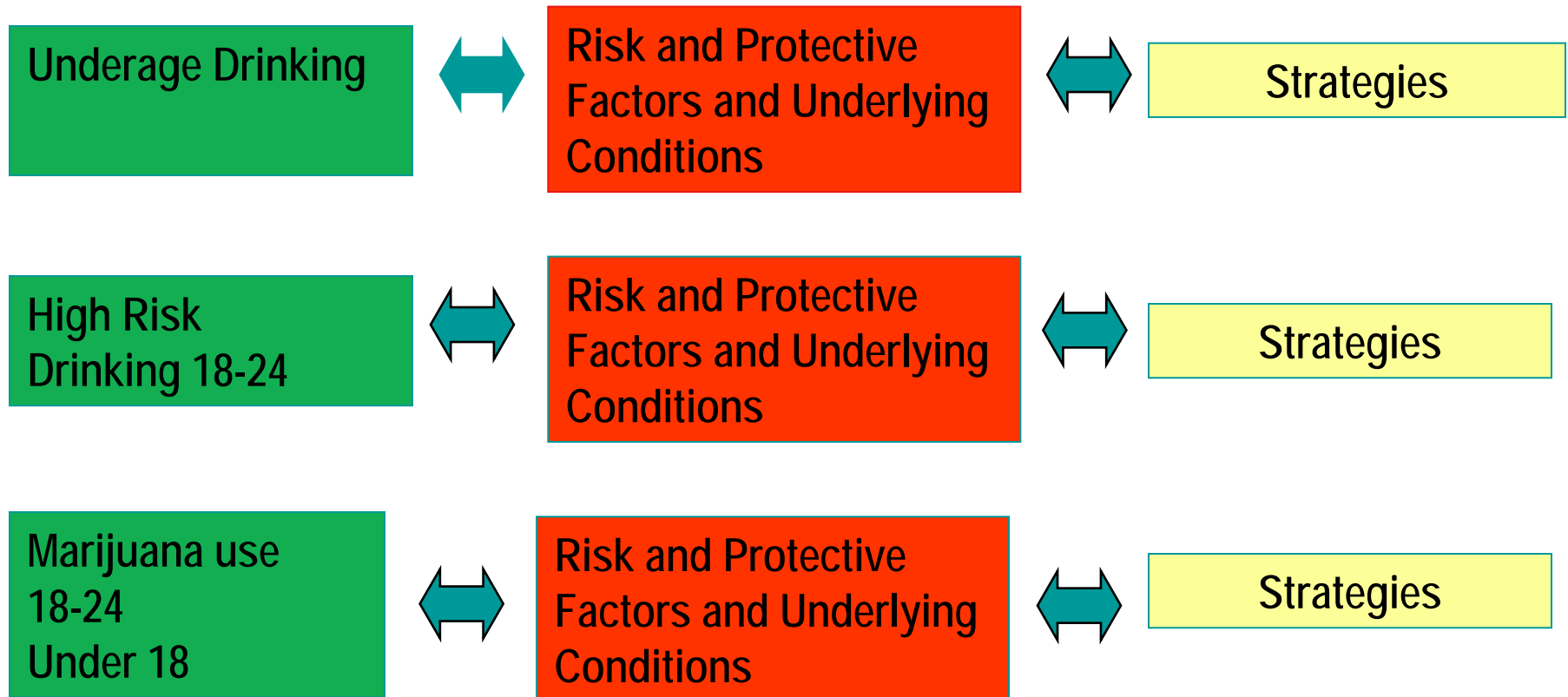
The Generic Logic Model and State and Community Roles



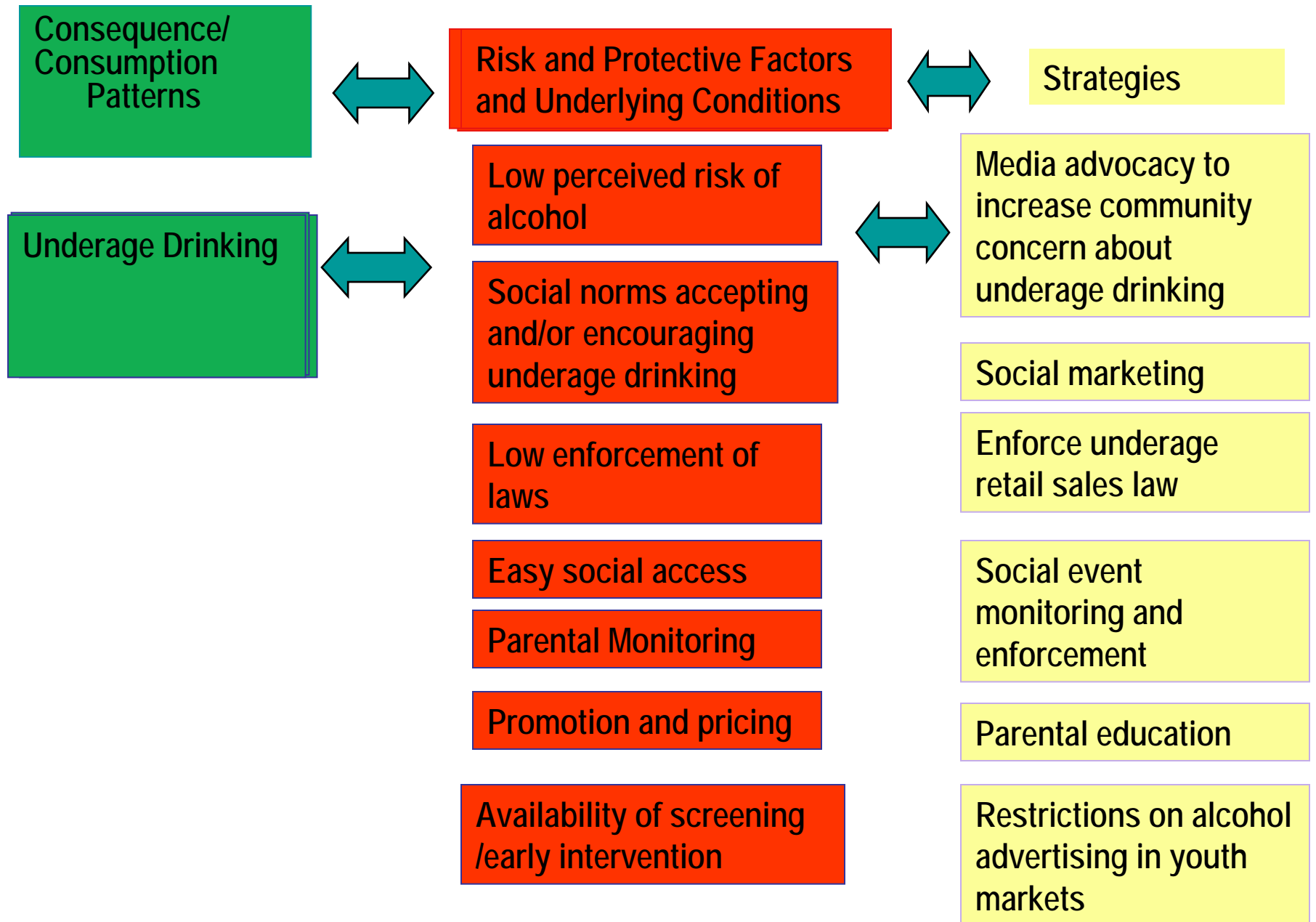
VT Priorities for SPF SIG

- Reduce underage drinking
- Reduce high-risk drinking among persons under 25
- Reduce marijuana use among persons under age 25
- Build prevention capacity and infrastructure at the state and community levels, including a sustainable evaluation system for prevention grantees.

Sample Vermont Logic Model(s)



Underage Drinking



Assessment at the Local Level

- Assess the priority problems and make secondary priority choice between high risk drinking 18-21 or marijuana use under 21
- Assess community capacity through implementing a resources and readiness of the community
- Assess and prioritize the risk and protective factors

Assessing Priority Problem

- **Data Profile**
- Resources and Readiness Survey
- **Focus Groups**

The two bolded items will be covered in the Learning Community on January 31st.

Assessing Capacity Resource and Readiness

What is Capacity?

- Various types and levels of **resources** within the community and within an organization, such as a coalition
- The community's level of **readiness** to engage in and support prevention efforts

Capacity = Resource + Readiness

Community Resources

- Community efforts
- Community knowledge of those efforts
- Knowledge about the issue
- Knowledge about prevention research, theory and practice
- People, financial resources, organizational structures
- Knowledge of and practical experience working with sub-populations
- Cultural Resources
 - Non-institutional support systems
 - Key politics

What is Community Readiness?

The community's awareness of, interest in, and ability and willingness to support substance abuse prevention initiatives

Source: Achieving Outcomes, August 2002 SAMHSA

Stages of Community Readiness

1. Community Tolerance
2. Denial
3. Vague Awareness
4. Pre-planning
5. Preparation
6. Initiation
7. Institutionalization
8. Confirmation & Expansion
9. Professionalization

—*Edwards et al (2000)*

Why a Capacity Assessment

- Provides information that is helpful in making selection of second priority
- Informs you if you need to increase community resources and readiness to address a problem
- Can provide useful information for selecting priority risk factors and selecting strategies
- Can provide useful information for enhancing your organization to support the work of the SPF

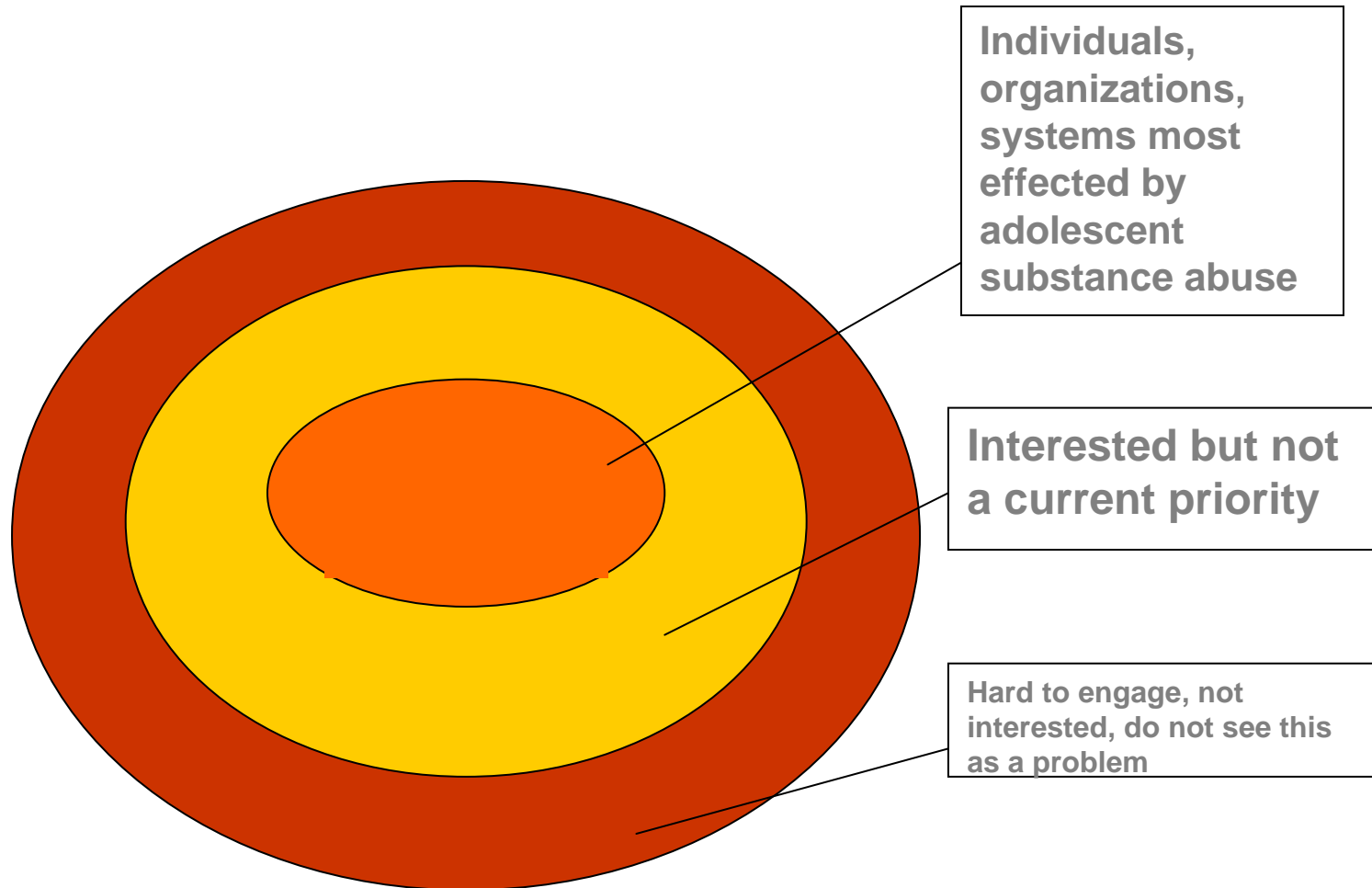
Capacity Building Assessment Tool and Process

Mobilizing support for engaging in the SPF process

Community and Stakeholder Buy-in

- Start with who will be most interested and most effected by the project
- Create project material that is easy to understand
 - What is the problem of substance abuse in our community?
 - Why a community planning process?
 - Why a five steps process, why can't we just select strategies?
 - What's in it for me?
- Strategic outreach to your stakeholders including targeting their interests, needs and hidden agendas

Targeting Outreach



Recap of Today's Learning's

- Why a SPF?
- What is the SPF?
- What are the State and community roles in the Vermont SPF SIG?
- What is involved in Step 1 the Assessment process at the local level?
- Resource and Readiness
 - What is capacity?
 - The tool and the process for implementing resource and readiness assessment
 - How will these results be used in the SPF process?
- Next Learning Community Event Focus